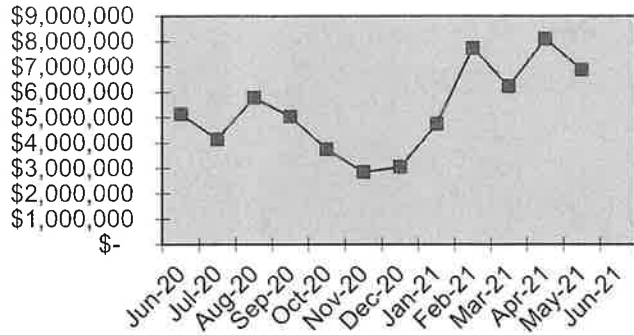


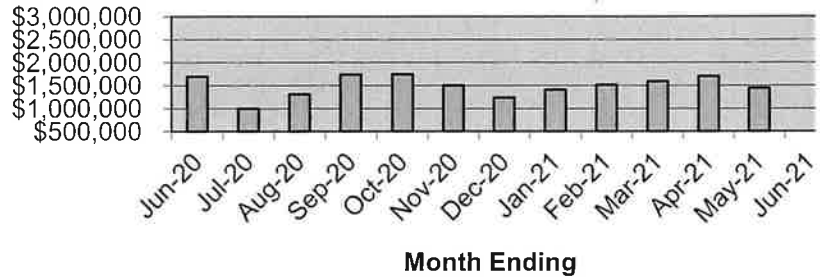
**River Valley School District
Board Financial Report
May 2021**

| Month End Cash Balance | |
|-------------------------------|--------------|
| | Actual |
| Jun-20 | \$ 5,126,405 |
| Jul-20 | \$ 4,147,937 |
| Aug-20 | \$ 5,774,800 |
| Sep-20 | \$ 5,035,135 |
| Oct-20 | \$ 3,751,387 |
| Nov-20 | \$ 2,846,457 |
| Dec-20 | \$ 3,057,251 |
| Jan-21 | \$ 4,757,023 |
| Feb-21 | \$ 7,735,411 |
| Mar-21 | \$ 6,235,929 |
| Apr-21 | \$ 8,091,981 |
| May-21 | \$ 6,876,921 |
| Jun-21 | |
| Checks | |
| | \$ Amount |
| Jun-20 | \$ 1,699,984 |
| Jul-20 | \$ 1,002,722 |
| Aug-20 | \$ 1,308,093 |
| Sep-20 | \$ 1,734,348 |
| Oct-20 | \$ 1,740,519 |
| Nov-20 | \$ 1,497,049 |
| Dec-20 | \$ 1,234,247 |
| Jan-21 | \$ 1,410,315 |
| Feb-21 | \$ 1,514,925 |
| Mar-21 | \$ 1,593,370 |
| Apr-21 | \$ 1,705,932 |
| May-21 | \$ 1,442,717 |
| Jun-21 | |
| Revenues | |
| | \$ Amount |
| Jun-20 | \$ 1,785,663 |
| Jul-20 | \$ 212,483 |
| Aug-20 | \$ 3,134,936 |
| Sep-20 | \$ 782,662 |
| Oct-20 | \$ 73,809 |
| Nov-20 | \$ 423,526 |
| Dec-20 | \$ 1,628,537 |
| Jan-21 | \$ 3,485,215 |
| Feb-21 | \$ 4,019,054 |
| Mar-21 | \$ 68,325 |
| Apr-21 | \$ 3,413,474 |
| May-21 | \$ 243,750 |
| Jun-21 | |

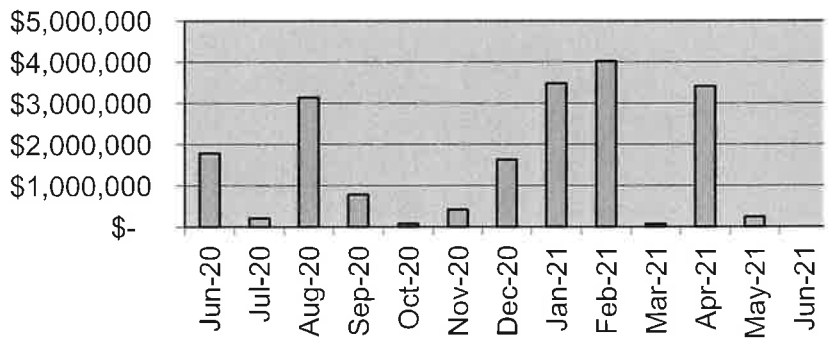
Actual Cash Balance



Check Disbursements



Revenues



May 2021

The Peoples Community Bank

| | |
|--------------------|------------------------|
| Beginning Balance | \$ 4,842,353.98 |
| ADD: Total Credits | \$ 1,047,428.70 |
| LESS: Total Debits | \$ 1,414,198.98 |
| | <u>\$ 4,475,583.70</u> |

Local Government Investment Pool

| | |
|------------------------------|-----------------|
| #1 (general account) | \$ 2,401,336.81 |
| #2 (fund 49 - building fund) | \$ 464,485.37 |
| #3 (fund 39 - debt service) | \$ - |
| #4 (Misc. Project) | \$ - |

Subtotal \$ 2,865,822.18

LESS: Short term loan \$ -

Ending Balance \$7,341,405.88